



QUARTERLY

2021



1

	2021 9 30	2020 12 31			
	32,575,786.45	4,137,400.00	28,438,386.45	687.35%	
	7,573,950.00		7,573,950.00	-	
	746,709,970.40	401,011,467.08	345,698,503.32	86.21%	
	1,666,032.00	4,318,020.00	-2,651,988.00	-61.42%	
	33,921,302.81	16,914,068.46	17,007,234.35	100.55%	
	39,111,879.24	22,953,054.71	16,158,824.53	70.40%	
	626,694,763.71	429,535,731.21	197,159,032.50	45.90%	
	96,460,224.09	41,102,671.71	55,357,552.38	134.68%	
	363,406,542.95	25,000,000.00	338,406,542.95	1,353.63%	
		327,984,683.20	-327,984,683.20	-100.00%	

	-16,947,812.66	-794,320.19	-16,153,492.47	-2,033.62%	
	-9,496,249.95	-16,771,361.47	7,275,111.52	43.38%	
	2,672,726.47	18,949,758.80	-16,277,032.33	-85.90%	

3

	2021 1-9	2020 1-9			
	1,760,701,968.10	1,324,629,405.66	436,072,562.44	32.92%	
	115,422,900.24	60,065,204.14	55,357,696.10	92.16%	
	113,576,877.03	52,625,126.15	60,951,750.88	115.82%	
	861,722,461.82	609,220,998.75	252,501,463.07	41.45%	
	503,212,117.41	360,805,468.01	142,406,649.40	39.47%	
	132,106,842.11	37,665,553.47	94,441,288.64	250.74%	
	242,032,364.54	89,351,497.14	152,680,867.40	170.88%	
	38,261,837.20	1,200,000.00	37,061,837.20	3,088.49%	
	11,103,378.34	5,252,000.00	5,851,378.34	111.41%	
	433,313,691.24	266,604,684.18	166,709,007.06	62.53%	
	27,000,000.00		27,000,000.00	-	
	94,942,832.04		94,942,832.04	-	70%
	361,225,642.98	43,837,738.00	317,387,904.98	724.01%	2021
	131,124,079.81	1,093,592,089.76	-962,468,009.95	-88.01%	
	142,900,138.49	1,001,619,940.00	-858,719,801.51	-85.73%	
	50,404,517.99	2,091,960.00	48,312,557.99	2,309.44%	

[Shaded]		[White]	[Shaded]		[White]	
[Shaded]						
[Shaded]	[Shaded]	[Shaded]	[Shaded]	[Shaded]	[Shaded]	
[Shaded]	[Shaded]	[Shaded]	[Shaded]	[Shaded]	[Shaded]	[Shaded]
[White]	[White]	[White]	[White]	[White]	[White]	[White]



2021 3,610 2020 975 2020 1,012 2021 20.30
 36.41% CDMO 20.13 38.64% CDMO 1,008
 CDMO 502
 2021 3.61 50.92%
 3.53 60.61% 3.61
 2021 43.71% 2.16
 17.03% 1.02 75% 5 109
 2021 6 CDMO CDMO 2021
 4.30 6,920 62% 2021

单位：万元

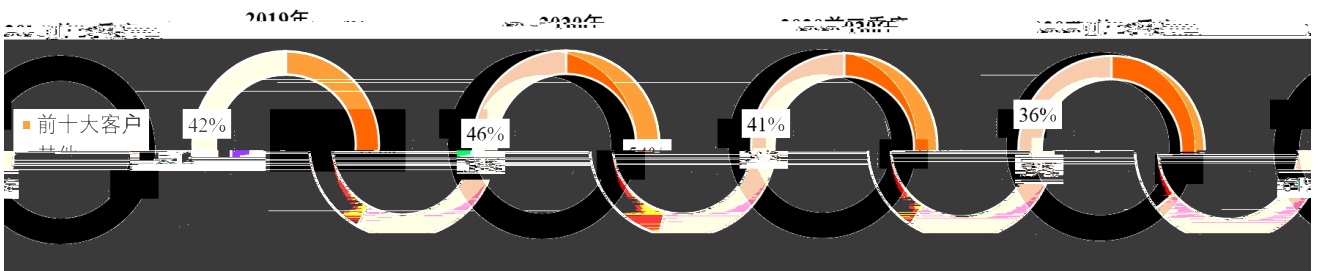
2021前三季度

2020前三季度


生物CDMO业务	-4,861	-2,280
制剂CDMO业务	-2,059	-435
合计	-6,920	-2,714

1

2021 9% 2 3 64% 17% 38%

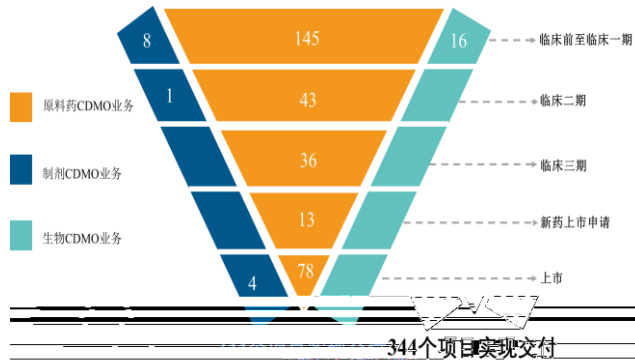


2



3

2021 CDMO 16 4 344 J-STAR 315 CDMO 13
 24 CDMO 21 5 541 J-STAR CDMO 496 CDMO

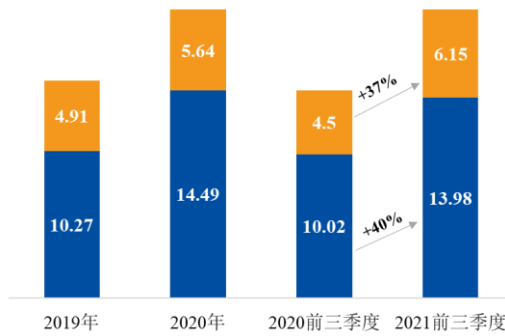


4

5


2021 95.81% CDMO 2.24 11.02%
 100 178 CDMO 2020 714 1,138 CDMO 935 835 CDMO
 1 CDMO 203 CDMO 682 CDMO 75 CDMO
 2021 4.46 J-STAR CRO 6.15 30% 37%
 51% 188 36% 113 75
 2021 1-9 CMO 1.69 10% 69% 40%
 70% CDMO 3 17,150 CDMO 75
 2,000m³ CDMO

单位：亿元



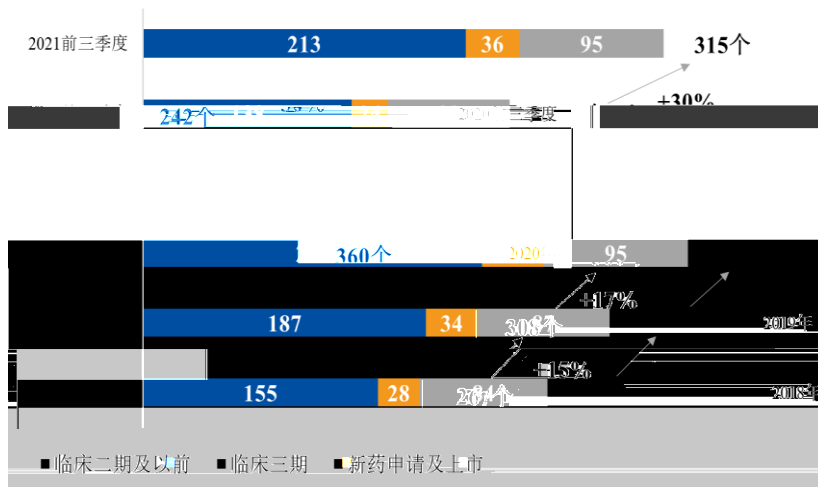
■ CMO ■ CRO

6 CDMO



7 CDMO

单位：个



8 CDMO

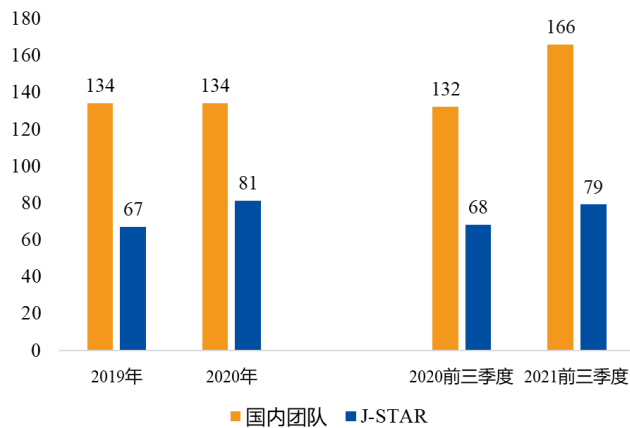
2021

166 J-STAR

79

9

单位：家



9 CDMO

2021

API

21,411

11%

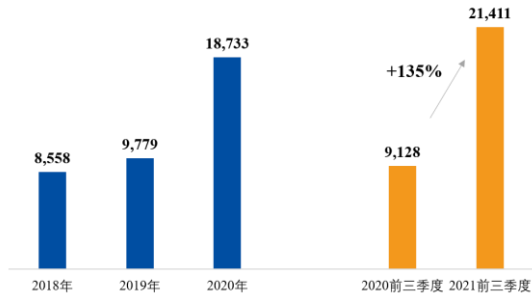
135%
API 10
88

API 52

44 11

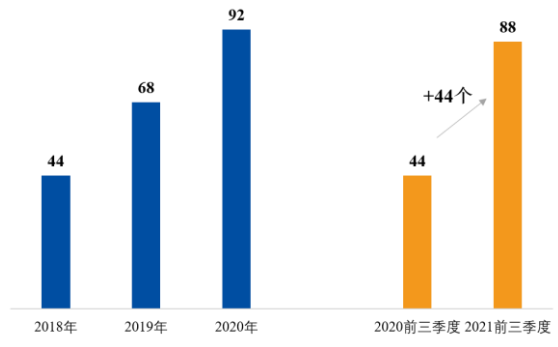
2021 1-9

单位：万元



10 API

单位：个



11 API

2

“ CDMO ”

2021

10,511

11

16

2021 9

5

236

75%

7,900 CDMO

2021 11

143 71% 2021 8

2021

CDMO MCP

3,216

12

1 5%

26,201,696 10,556,917 26,045,863
4.82% 1.94% 4.79% 5%

44.49% 25.19% 58.93%

2 5%

1 2021 7 15
5%

2021-074

15

6

2021 9 17

10,836,166

2%

544.05

2021 8 19 -9 17

1.00%

1%

2021-098

2 2021 9 15

2021 9

14

110

0.202%

4.999%

0.203%

2,720

5%

2021-096

3

70%

2021 8 18

70%

70%

2021-093

2021 9 16

17,150

70%

21

70%

2021-097

2021 9 17

