



# QUARTERLY REPORT

## 第二季度报告

2014

巨潮资讯网

Porton Pharma Solutions Ltd.

www.cninfo.com.cn

( )

	4,408,802,389.44		3,955,481,924.55	11.46%
	3,292,584,464.33		3,066,684,114.86	7.37%
	562,808,684.69	23.16%	1,488,074,665.79	37.59%
	108,060,449.39	53.48%	239,005,185.93	76.10%
	101,283,889.31	52.22%	219,690,468.76	76.69%
	182,168,256.47	213.17%	340,276,218.58	103.44%
/	0.20	53.85%	0.45	80.00%
/	0.20	53.85%	0.45	80.00%
	3.42%	1.02	7.56%	2.94

	-6,456,887.36	
	8,026,793.22	
	5,752,800.00	
	15,029,438.75	
	3,038,351.69	
	-924.25	
	19,314,717.17	--

1

1

1

10

		18,004			
10					
		15.76%	85,552,865		
		12.40%	67,306,783	50,480,087	51,750,880
		10.26%	55,662,506	41,746,879	44,152,033
		9.27%	50,319,282		31,517,522
		5.07%	27,500,000		
		4.86%	26,392,251		
		3.32%	18,000,000		
		1.62%	8,789,469		
		1.49%	8,070,000		
		1.48%	8,054,884		
10					

		85,552,865		85,552,865
		50,319,282		50,319,282
		27,500,000		27,500,000
		26,392,251		26,392,251
		18,000,000		18,000,000
		16,826,696		16,826,696
		13,915,627		13,915,627
		8,789,469		8,789,469
		8,070,000		8,070,000
		8,054,884		8,054,884
	1	2		
10				

10

10

2

10

3

	50,480,087			50,480,087		25%
	41,746,879			41,746,879		25%
	561,525		150,000	711,525		


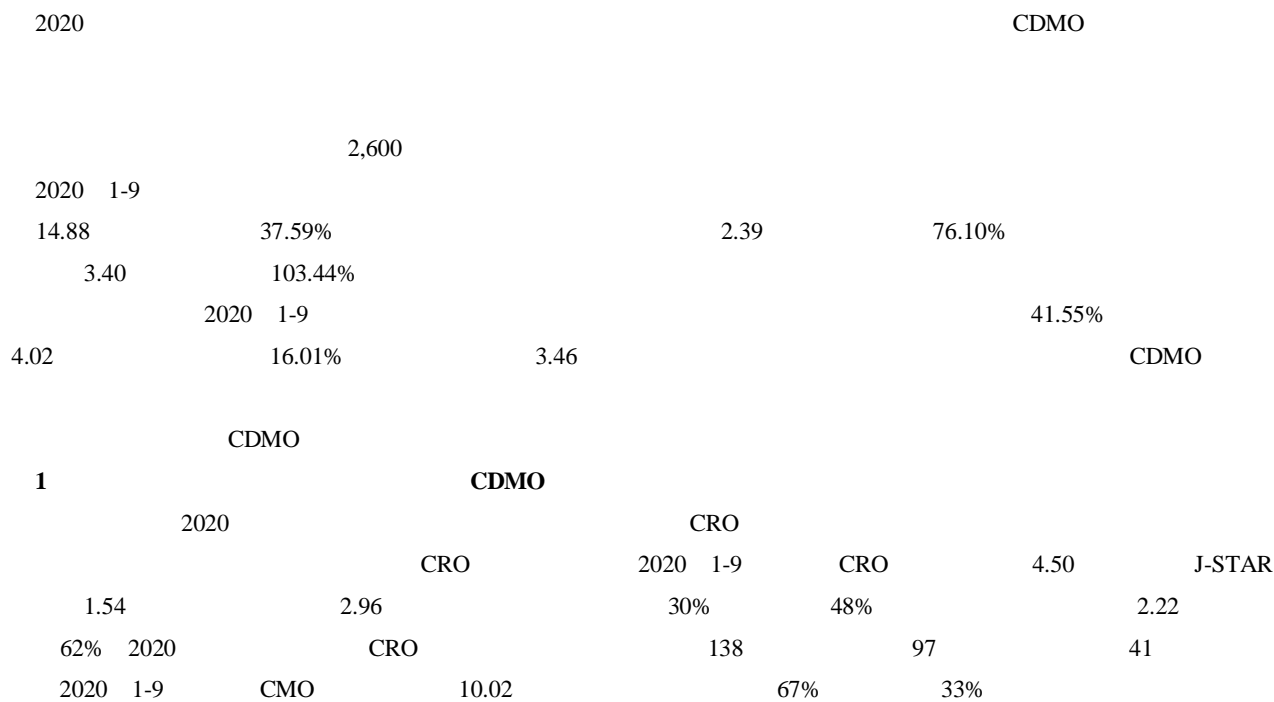
						25%
			11,025	11,025		25%
	100,000	40,000	135,000	195,000		25% 12 24 36
	100,000	40,000	150,000	210,000		25% 12 24 36
48 2019	1,710,000	684,000		1,026,000		12 24 36
2 2019	175,000			175,000		12 24
24 2020			1,033,000	1,033,000		12 24 36
2 2020			206,000	206,000		12 24 36
	94,873,491	764,000	1,685,025	95,794,516	--	--

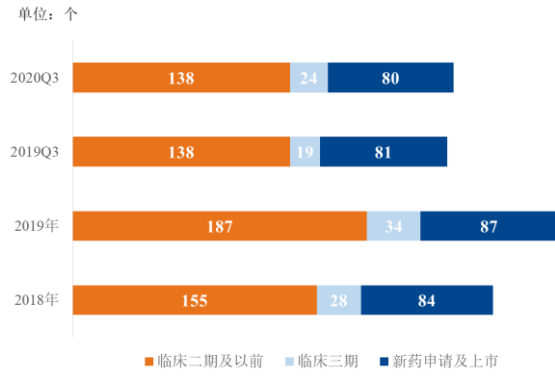
**PORTON**

	8,026,793.22	4,369,695.38	3,657,097.84	83.69%	
	5,803,799.21	2,487,386.18	3,316,413.03	133.33%	
	-794,320.19	1,831,921.52	-2,626,241.71	-143.36%	
	18,949,758.80	3,844,609.84	15,105,148.96	392.89%	
	10,407,482.54	3,376,823.07	7,030,659.47	208.20%	
	36,842,503.90				



	43,837,738.00	8,461,300.00	35,376,438.00	418.10%	
	1,093,592,089.76	610,000,000.00	483,592,089.76	79.28%	
	25,932,190.71	39,838,111.78	-13,905,921.07	-34.91%	





2

2

+

2020 1-9

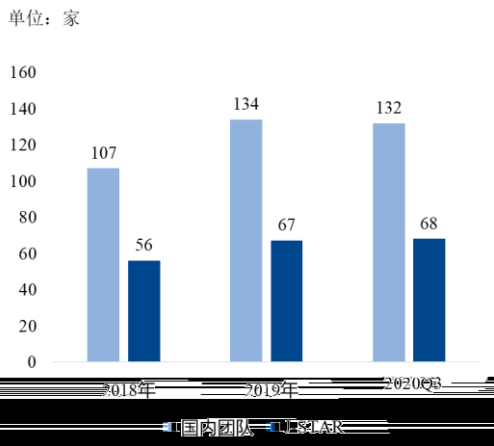
+

/

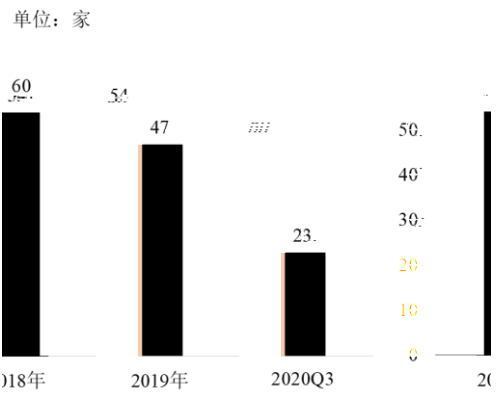
132	J-STAR	68	3	59%
23		5	480	

3


2020



3




4



5

449	2020 1-9	592	125	J-STAR
33%	270	63	49	NDA 10
	6		6	57

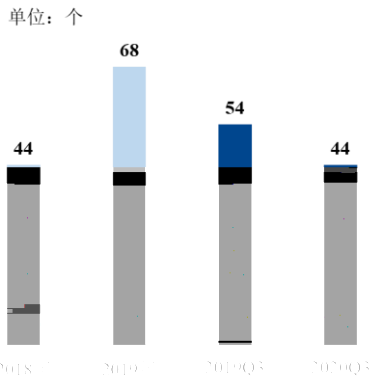


6

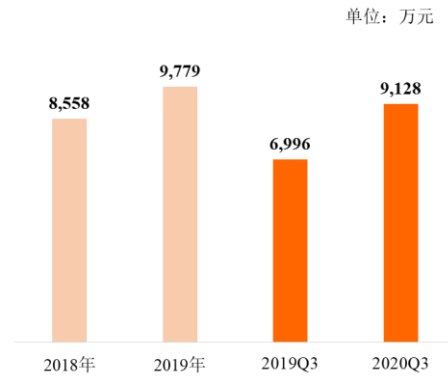
3 API

2020 1-9	API	9,128	30%	API	44	API	26
API		6			2		2

(WHO)



7 API



8 API

4

7.67%	27.21%	2020 1-9	1.14
91	497	695	27%

5

2020

CDMO

CDMO

90

GMP

2020 11

CAR-T CAR-NK TCR-T

TIL

CDMO

60

CDMO

GMP

2020 11  
27,847.07

6

70%



109

109

2021 6

1 5%

51,750,880 44,152,033 31,517,522  
9.53% 8.13% 5.81% 5%

76.89% 79.32% 62.64%

2 2019

2020 8 10

2019

4

2019

2019

4

85

2020 9 14

4

85

2020 8 10

2019

/

/

2019

2019

2019

/

/

/

/

280.08

76.4

2020 9 7

76.4

2020 9 10

2020 9 22

280.08

2020 9 24

3 2020

2020 7 20

2020

2020 7 20

2020 8 10

2020

2020

2020 8 12

2

20.6

2020 9 24

2020

2020 9 24

4

TAO

EN

2020 9 28

2020

2020 2020-053	2020 07 21	www.cninfo.com.cn
2020-056	2020 07 31	www.cninfo.com.cn

2020 2020-063	2020 08 12	www.cninfo.com.cn
2019 2020-064	2020 08 12	www.cninfo.com.cn
2019 / 2020-065	2020 08 12	www.cninfo.com.cn
2019 2020-067	2020 09 07	www.cninfo.com.cn
2020-068	2020 09 07	www.cninfo.com.cn
2019 2020-073	2020 09 14	www.cninfo.com.cn
2019 2020-074	2020 09 22	www.cninfo.com.cn
2020 2020-075	2020 09 25	www.cninfo.com.cn

**2020**


---


--	--	--	--	--	--

2020 09 02

1

2020 09 30

	2020 9 30	2019 12 31
	1,310,750,312.06	1,174,684,358.36
	725,000.00	224,200.00
	371,037,295.09	349,327,984.08
	22,837,642.46	13,273,616.23
	21,945,514.30	11,951,373.11
	20,533,922.49	25,462,197.93
		3,150,000.00
	404,909,416.65	342,874,348.43
	17,466,856.53	8,717,482.96
	2,170,205,959.58	1,926,515,561.10

		424,000.79
	332,129,863.59	332,129,863.59
	11,500,000.00	11,500,000.00
	4,924,799.40	5,444,381.32
	1,256,983,427.47	1,244,689,612.34
	187,409,866.75	63,251,839.90
	90,859,561.28	84,797,655.76
	246,048,269.63	248,599,646.92
	567,892.48	549,587.79
	14,690,113.27	11,147,127.04
	93,482,635.99	26,432,648.00
	2,238,596,429.86	2,028,966,363.45
	4,408,802,389.44	3,955,481,924.55
	127,165,049.96	
	217,576,729.49	206,989,438.22
	280,222,631.82	208,560,098.60
		23,830,331.18
	29,542,500.70	



	65,603,384.03	49,496,241.20
	19,458,526.08	16,399,901.90
	58,657,165.36	36,283,251.03
	16,110,282.04	105,633,447.03
	814,336,269.48	647,192,709.16
	294,659,404.99	241,740,072.00
	3,261,813.36	2,230,902.79
	7,126,181.97	
	305,047,400.32	243,970,974.79
	1,119,383,669.80	891,163,683.95
	542,747,533.00	542,747,533.00
	1,611,638,475.96	1,589,183,648.03
	44,442,463.48	67,402,653.48

	5,638,103.11	8,389,776.95
	94,166,944.18	94,166,944.18
	1,082,835,871.56	899,598,866.18
	3,292,584,464.33	3,066,684,114.86
	-3,165,744.69	-2,365,874.26
	3,289,418,719.64	3,064,318,240.60
	4,408,802,389.44	3,955,481,924.55



	896,281,132.22	725,703,935.60
	273,129,448.00	241,740,072.00
	1,952,730.55	2,230,902.79
	5,306,476.06	
	280,388,654.61	243,970,974.79
	1,176,669,786.83	969,674,910.39
	542,747,533.00	542,747,533.00
	1,649,854,446.29	1,627,399,618.37
	44,442,463.48	67,402,653.48
	10,310,384.05	10,310,384.05
	94,166,944.18	94,166,944.18

**PORTON**

	17,687,484.68	13,820,932.37
	107,861,468.71	70,404,835.21
1.	107,861,468.71	70,404,835.21
2.		
1.	108,060,449.39	70,408,008.08
2.	-198,980.68	-3,172.87
	-4,915,164.79	2,166,881.42
	-4,915,441.62	2,167,384.23
1.		
2.		
3.		
4.		
5.		
	-4,915,441.62	2,167,384.23
1.		
2.		
3.		
4.		
5.		

4



4.		
5.		
1.		
2.		
3.		
4.		
5.		
6.		
7.		
	78,806,141.49	55,925,209.52

## 5

	1,488,074,665.79	1,081,495,032.06
	1,488,074,665.79	1,081,495,032.06
	1,218,590,759.55	930,441,538.10
	869,853,557.31	675,629,651.48
	7,676,095.33	10,699,683.31



	58,149,687.68	29,786,294.80
	154,551,426.06	120,694,718.71
	114,200,845.95	89,774,641.29
	14,159,147.22	3,856,548.51
	21,012,296.54	36,891,226.25
	18,442,858.57	25,311,575.89
	8,026,793.22	4,369,695.38
	5,803,799.21	2,487,386.18
	775,999.21	-5,124,322.05
-		
	725,000.00	-202,461.19
-	-794,320.19	1,831,921.52
-	-16,771,361.47	
-	30,275.13	363,245.23
	266,504,092.14	

4.		
5.		
	-2,751,673.84	3,407,161.92
1.		
2.		
3.		
4.		
5.		
6.	-2,751,673.84	3,407,161.92
7.		
	1,451.00	-753.05
	235,453,641.66	139,122,582.95
	236,253,512.09	139,126,346.20
	-799,870.43	-3,763.25
	0.45	0.25
	0.45	0.25

## 6

	1,091,016,970.21	737,425,686.44
	684,493,353.37	470,239,612.24
	4,663,151.75	8,154,627.79
	17,465,883.10	11,697,011.94
	88,930,992.10	70,438,793.43
	77,587,558.71	82,681,228.15
	10,200,870.41	6,325,463.54
	21,132,571.50	37,588,430.58
	19,962,552.94	26,599,869.26
	4,277,693.40	3,249,467.19
	5,803,799.21	3,768,025.07
	775,999.21	-3,843,683.16

	725,000.00	-202,461.19
-	3,475,817.95	1,168,463.09
-	-16,478,331.24	
-	30,275.13	363,245.23
	205,509,415.22	96,235,688.74
	18,190,155.06	3,623,292.60
	7,077,421.81	3,010,952.26
	216,622,148.47	96,848,029.08
	26,535,774.07	14,699,782.12
	190,086,374.40	82,148,246.96
	190,086,374.40	82,148,246.96
1.		
2.		
3.		
4.		
5.		
1.		
2.		
3.		
4.		
5.		
6.		
7.		
	190,086,374.40	82,148,246.96

7

	1,324,629,405.66	1,193,124,724.79
	60,065,204.14	36,266,884.07
	52,625,126.15	21,486,064.42
	1,437,319,735.95	1,250,877,673.28
	609,220,998.75	711,856,894.26
	360,805,468.01	271,271,508.59
	37,665,553.47	20,081,900.53
	89,351,497.14	80,410,155.37
	1,097,043,517.37	1,083,620,458.75
	340,276,218.58	167,257,214.53
	1,200,000.00	2,000,950,000.00
	5,252,000.00	6,661,708.23
	790,662.46	5,647,815.01

		67,620,000.00
	7,110,000.00	184,314,873.35
	14,352,662.46	2,265,194,396.59
	266,604,684.18	94,387,945.75
		1,774,500,000.00

---

	975,093,567.04	611,124,842.21

	1,352,470.86	-4,124,950.31
	21,136,404.64	-200,438,441.40
	972,206,191.61	1,261,675,623.10
	993,342,596.25	1,061,237,181.70

## 1 2020

	2019 12 31	2020 01 01	
--	------------	------------	--

	8,717,482.96	8,717,482.96	
	1,926,515,561.10	1,926,515,561.10	
	424,000.79	424,000.79	
	332,129,863.59	332,129,863.59	
	11,500,000.00	11,500,000.00	
	5,444,381.32	5,444,381.32	
	1,244,689,612.34	1,244,689,612.34	
	63,251,839.90	63,251,839.90	
	84,797,655.76	84,797,655.76	
	248,599,646.92	248,599,646.92	
	549,587.79	549,587.79	
	11,147,127.04	11,147,127.04	
	26,432,648.00	26,432,648.00	
	2,028,966,363.45	2,028,966,363.45	
	3,955,481,924.55	3,955,481,924.55	
	206,989,438.22	206,989,438.22	
	208,560,098.60	208,560,098.60	
	23,830,331.18		-23,830,331.18



		23,830,331.18	23,830,331.18
	49,496,241.20	49,496,241.20	
	16,399,901.90	16,399,901.90	
	36,283,251.03	36,283,251.03	
	105,633,447.03	105,633,447.03	
	647,192,709.16	647,192,709.16	
	241,740,072.00	241,740,072.00	
	2,230,902.79	2,230,902.79	
	243,970,974.79	243,970,974.79	
	891,163,683.95	891,163,683.95	

	1,589,183,648.03	1,589,183,648.03	
	67,402,653.48	67,402,653.48	
	8,389,776.95	8,389,776.95	
	94,166,944.18	94,166,944.18	
	899,598,866.18	899,598,866.18	
	3,066,684,114.86	3,066,684,114.86	
	-2,365,874.26	-2,365,874.26	
	3,064,318,240.60	3,064,318,240.60	
	3,955,481,924.55	3,955,481,924.55	

2020 1 1

2019 12 31

	2019 12 31	2020 01 01	
	1,074,509,858.02	1,074,509,858.02	
	224,200.00	224,200.00	
	396,091,571.76	396,091,571.76	
	1,483,591.23	1,483,591.23	
	8,508,176.28	8,508,176.28	
	162,671,311.41	162,671,311.41	
	3,150,000.00	3,150,000.00	
	257,512,768.88	257,512,768.88	
	6,373,064.49	6,373,064.49	
	1,907,374,542.07	1,907,374,542.07	

	550,871,573.64	550,871,573.64	
	332,129,863.59	332,129,863.59	
	11,500,000.00	11,500,000.00	
	5,444,381.32	5,444,381.32	
	1,021,739,500.64	1,021,739,500.64	
	29,107,390.14	29,107,390.14	
	53,656,267.82	53,656,267.82	
	108,409.40	108,409.40	
	11,341,752.55	11,341,752.55	
	2,015,899,139.10	2,015,899,139.10	
	3,923,273,681.17	3,923,273,681.17	
	217,131,477.46	217,131,477.46	
	141,453,995.71	141,453,995.71	
	23,790,620.54		-23,790,620.54
		23,790,620.54	23,790,620.54
	29,322,680.59	29,322,680.59	
	7,040,185.41	7,040,185.41	
	201,485,521.80	201,485,521.80	

---

	105,479,454.09	105,479,454.09	
	725,703,935.60	725,703,935.60	
	241,740,072.00	241,740,072.00	

2 2020

**PORTON**