

PORTON

2016

2016 08



使命

健康每一天 再活一百年

()

.....2

.....6

.....10

.....23

.....36

.....41

.....44

.....128

		Porton Europe NV
		Porton Americas, Inc.
		Porton USA, L.L.C.
		Porton Pharmaceutical Chemicals GmbH
		2016 1 1 -2016 6 30
/		/
		GMP GMP
		Innovator Drug New Drug
Porton Up 2.0		/
FDA		Food and Drug Administration
		Johnson & Johnson Janssen Pharmaceutica NV
		Gilead Sciences, Inc.
		Pfizer Inc.
		F. Hoffmann-La Roche Ltd.

		Novartis AG
		Boehringer Ingelheim GmbH
		Bristol-Myers Squibb Company
		Sanofi-Aventis SA
		Merck & Co., Inc.
Mylan		Mylan N.V.
Lupin		Lupin Pharmaceutica, Inc.
CMO		Custom Development and Manufacturing Organization
GMP		Good Manufacturing Practice
EHS		Environment, Health and Safety
		www.cninfo.com.cn
PCT		Patent Cooperation Treaty
		Generic Drug

			300363
			Porton Fine Chemicals Ltd.
			Porton
			401221
		18	6
			401121
			http://www.porton.cn
			porton.db@porton.cn

	6	18
	18	6
	023-67038625	023-67038625
	023-67866760	023-67866760
	porton.db@porton.cn	porton.db@porton.cn

	612,829,674.92	536,805,953.41	14.16%
	92,900,585.39	55,446,763.38	67.55%
	95,824,760.32	54,071,325.94	77.22%
	103,444,950.44	142,097,261.74	-27.20%
/	0.2433	0.5215	-53.35%
/	0.22	0.20	10.00%
/	0.22	0.20	10.00%
	8.02%	6.70%	1.32%
	8.27%	6.53%	1.74%
	2,660,721,169.42	2,379,401,254.40	11.82%
	1,197,339,204.31	1,119,470,419.07	6.96%
/	2.8166	2.6549	6.09%

	425,102,163
/	0.2185

	-4,161,043.71	
	784,451.00	

2

1

2016 1-6

33

1

		CMO				
2016			EHS	GMP		CMO
	12	CMO			19.70%	20
			12.04%			5
		612,829,674.92			14.16%	CMO
		92,900,585.39			67.55%	

2016				
1	CMO			CMO

2016	CMO		CMO
		2015	
			Porton Up 2.0

		GSK	
			200
			73%
80,637,697.84		17.08%	2016

2

	612,829,674.92	536,805,953.41	14.16%	
	360,146,368.08	380,094,570.48	-5.25%	
	7,801,256.99	6,675,178.97	16.87%	
	99,994,404.86	75,998,640.62	31.57%	
	14,110,140.22	9,232,306.94	52.83%	
	24,958,693.08	14,567,656.46	71.33%	
	26,079,262.41	21,088,218.79	23.67%	
	103,444,950.44	142,097,261.74	-27.20%	
	-84,665,690.50	-266,169,643.35	68.19%	
	128,075,751.28	37,065,198.53	245.54%	
	148,523,234.12	-86,870,642.34	270.97%	
	251,148,671.96	109,254,392.97	129.88%	
	3,987,100.00	2,320,000.00	71.86%	
		22,634,028.41	-100.00%	2015 2016
	43,147,438.70	26,117,850.31	65.20%	
	528,708,664.00	343,335,176.42	53.99%	
	44,684,657.79	18,840,040.69	137.18%	
	113,441,099.58	63,403,120.93	78.92%	

	6,528,787.07	2,338,074.94	179.24%	
	5,388,081.64	-3,568,790.56	250.98%	
	-147,039.32			
	859,687.56	1,734,103.77	-50.42%	
	4,299,538.48	117,690.24	3,553.27%	
	5,640,008.69	2,248,746.80	150.81%	
	2,215,864.17			
	1,050,000.00	726,425.00	44.54%	
	105,283,615.07	243,793,968.35	-56.81%	
	499,992.60	23,102,100.00	-97.84%	
	2,147,947.00			

5 5

5

		2016 1-6	2015 1-6
5		114,138,404.64	186,625,205.41
5	%	49.65	67.31

5

2015 7 31

5

		2016 1-6	2015 1-6
5		489,162,737.07	429,555,586.15
5	%	79.82	80.02

6

7

2016

26,079,262.41

4.26%

2016

		2005	
		2013	

		2013	
		2013	
		2013	
	&	2014	
Boc-		2016	

8

9

1

1

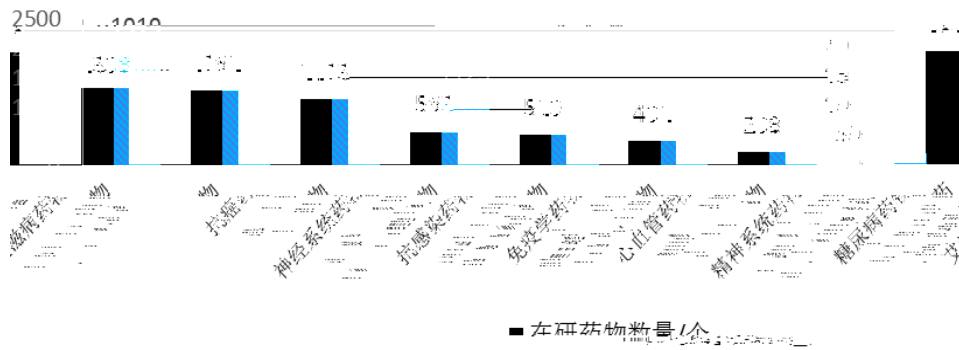
IMS Health 4-7% 2020 14,000
 3,500 2020 2015 1,400 2020
 Adis R&D Insight 2016-2020 225 5
 45 NAS

1

	2015			2020			2015-2020	2015-2020
	10,690	NA	NA	14,000-14,300	NA	NA	4-7%	NA
	4,390	67%	2,941	5,600-5,900	67%	3,750-3,950	5-8%	5.0-6.1%
*	1,440	60%	864	1,800-1,900	62.8%	1,130-1,195	4-7%	5.5-6.7%
	790	68%	537	790-890	67%	529-596	0-3%	-0.3-2.1%
	1,150	18%	207	1,500-1,800	23%	345-415	6-9%	10.8-14.9%

*

2



Adis R&D Insight Database. Accessed March 2016.

BCC Research 2019 395
2014-2019 6%

2019 3,867 10.6%

3:

38,814re(28

	2012	2013	2014	2019	2014-2019

44% 70%

Sovaldi

ViekiraPak
IMS Health 2020 Daclatasvir/Asunaprevir 440-550

IMS Health 2020 200-300

2

GBI Research 1-2.5 Catalent Lonza BI DSM

CMO

CMO CMO CMO CMO CMO
CMO GMP CMO CMO

10

1

11

1

1

	27,284.38
	1,032.58
	27,218.81

GMP							
109	10,591.74	13.49	1,932.40	18.24%			
	69,741.72	5,845.38	49,376.68	--		--	--

3**1****2****4****1****2****3**

1

1

2

3

2016 3 10 > 132 391.5 < 2016 4 22 2016

3 28 2016 2016-045

9.34 / 123 344 2016 4 26 2016 4 26 2016-061

2016-062 2016 5 25

2016 5 23 2016-065

1

2

3

4

1	2016	2	25		1		
	17.6553						
					2016	5	27
2	2015	11	2		2		17.6553
						60.42	
		2016	1	13			60.42
3	2015	12	21				
221.4334							
		2016	2	16			221.4334
4	2015	12	28	2015			
	2,000				³ 10%		
					2,000		
1						10.1.3	10.1.5
				1	3		
2							10.1.3 10.1.5
						2	
3							

	2015 12 11	

2015-135		
2016-016	2016 2 19	

1

1


2

3

1	2013 4 1	2022 3 31	Kantoor Van Hees NV	3e Verdieping Kantoor 99 Antwerpen 99	
	Turnhout, Belgium	14,568.00			
2	2013 5 1	2016 4 30	Dominick Gagliostro	Jennifer Gagliostro	773
	Bloomfield Avenue, Verona, New Jersey, USA		2013 5 1	2015 4 30	1,908.00
	2015 5 1	2016 4 30			1,983.00
3	2013 6 19	2016 9 30			
	71 71 1		B2 1 B	D	2013 6 19 2015
6	30	938,916.98	2015 7 1	2016 9 30	946,858.64
4	2014 7 1	2017 6 30			
	1299	4 5		1,950,000.00	
5	2016 5 4	2017 2 28	Purdue Pharma L.P.	6 Cedar Brook Drive, Cranbury,	
	New Jersey, 08512	C	29,895	500,000.00	
6	2013 11 1	2019 10 30			
				324,000.00	
7	2013 9 1	2023 8 31			
					326,000.00
			10%		

2

[Redacted]								
[Redacted]	[Redacted]	[Redacted]	[Redacted]	[Redacted]	[Redacted]	[Redacted]	[Redacted]	[Redacted]



A3+B3+C3		A4+B4+C4	
A4+B4+C4		6.65%	
D			
E	70%	3,246.80	
50%		F	
D+E+F		3,246.80	

2016 6 30

92,658,666.07


1

			2015 11 23	2015 11 23 -2016 11 23	
		2015 8 28	2015 08 28	2015 8 28 -2016 2 28	

8

2014 01
29 --2017
1 29

	Shao 9				
	26		2014 01 29	2014 1 29 --2017 1 29	
			2013 12 19		
			2013 12 19		
		:	2013 12 19	2014 1 29 --2017 1 29	



		:	2014 01 29		
			2011 03 31		

		: 2011 4 1			
			2011 03 31		
		"	"	2011 03 31	
				2011 03 31	
			2013 12 19		
		2015 7 10 2015 7 10 -2016 1 9	2015 07 10	2015 7 10 -2016	

				1 9	

	5%				
1	5%	Qing Shao		9,000,000	
	2016 1 25			2016 1 27	
		2016-010			
2	5%	Qing Shao			
12,375,000	2016 1 28				
	2016 1 29			2016-012	
3				5,850,000	
	2016 2 2			2016 2 3	
		2016-013			
4				3,900,000	2,930,000
			2016 2 4		
				5,812,500	2016 2 4
				2016 2 5	
		2016-014			
5				13,270,000	
	2016 3 8				
	8,794,575		2016 3 8		
					15,170,000
3,800,000			2016 3 9		
2016 3 10				2016-034	
6					5,276,737
	2016 3 15				2016
3 17				2016-037	

7						3,900,000
	2016 3 17					2016
3 18				2016-039		
8	5%	Qing Shao			12,000,000	
	2016 3 28			2016 3 29		
			2016-046			
9	5%	Qing Shao				
14,212,500	2016 3 29					
	2016 3 30			2016-048		
10					14,003,000	
			2016 3 31			
			17,589,150	2016 4 1		
			2016 4 5			
	2016-050					
11					3,195,000	
				2016 4 5		
	2016 4 6				2016-051	
12						11,800,000
4,427,000				2016 4 6		
					11,539,999	2016 4
7					2016 4 8	
				2016-052		
13					6,455,000	
	2016 4 19					
	3,517,837			2016 4 20		
				2016 4 22		
	2016-055					
14						
	4,140,000	2,760,000	2,760,000	2016 4 26		
				2016 4 27		
	2016-063					
15						3,873,000
2,600,000				2016 5 10		
				2,582,000		
	2016 5 11			2016 5 12		
	2016-064					
1						
1,000			Porton USA, L.L.C.	2016 1 18		
	2016-003	Porton USA,L.L.C.				
					2016 3 30	
			2016-047			
2	2015					

10%

2016 2 19

2016-016

1

2016

2016 3 18

2016-038

2

2015

Alois Antoon Lemmens

1

	278,293,063	66.00%	3,440,000			-68,400	3,371,600	281,664,663	66.26%
3	234,043,063	55.51%	3,440,000			-68,400	3,371,600	237,414,663	55.85%
	2,691,400	0.64%						2,691,400	0.63%
	231,351,663	54.87%	3,440,000			-68,400	3,371,600	234,723,263	55.22%
4	44,250,000	10.49%						44,250,000	10.41%
	44,250,000	10.49%						44,250,000	10.41%
	143,369,100	34.00%				68,400	68,400	143,437,500	33.74%
1	143,369,100	34.00%				68,400	68,400	143,437,500	33.74%
	421,662,163	100.00%	3,440,000				3,440,000	425,102,163	100.00%

1				123	344
	2016	5	25	425,102,163	
2					68,400
			68,400	68,400	
1				123	344
	2016	5	25	425,102,163	
2					68,400
			68,400	68,400	

1	2016 3 10				2016 4 22	2016
	<		>			
				132	391.5	
	126	352.5				
2	2016 4 26					
	132	129	391.5	383		123
	123		344		2016 4 26	344

2016 0.22 / 0.22 /
 2.82 / r, Ö be lÜ cE Ñ E q i Ö P N s n, Ž D / N i l b j_ Sû ô d € b Ö i Ü Cú ' + P ç 6 > € @ z ' F E F Z Ö P

	3,593,722			3,593,722		2017-01-29
	3,042,477			3,042,477		2017-01-29
	16,189,675			16,189,675		2017-01-29
	5,110,380			5,110,380		2017-01-29
	2,691,400			2,691,400		2016-11-23
123			3,440,000	3,440,000		12 24 36 33% 33% 34%
	598,725	36,225		562,500		2017-01-29
	112	112			--	--
	278,293,063	68,400	3,440,000	281,664,663	--	--

							18,634
5%							
		17.09%	72,650,008		72,650,008		45,020,000
		13.09%	55,662,507		55,662,507		41,730,000
		13.09%	55,662,506		55,662,506		20,605,000
Qing Shao		9.26%	39,375,000		39,375,000		21,000,000
		2.65%	11,273,133		11,230,383	42,750	5,690,000

		1.74%	7,400,377			7,400,377		
		1.51%	6,413,250			6,413,250		
		1.20%	5,110,383		5,110,383			
		1.15%	4,870,546			4,870,546		
10								
3								
	1							
	2							
10								
						9,059,413		9,059,413
						7,400,377		7,400,377
						6,413,250		6,413,250
						4,870,546		4,870,546
						4,542,302		4,542,302
						3,601,000		3,601,000

		2,224,282	2,224,282
		2,000,000	2,000,000
		1,999,932	1,999,932
(LOF)		1,554,652	

FJ

1

			72,650,008			72,650,008				
			11,273,133			11,273,133				
			55,662,506			55,662,506				
Alois Antoon Lemmens			3,750,000			3,750,000				
Thomas Gunn Archibald			375,000			375,000				
Johnson YN Lau										

Edward Ming Guo									
			3,593,722			3,593,722			
			149			149			
			3,042,477			3,042,477			
			750,000			750,000			
QING YU									
			750,000			750,000			
			750,000			750,000			
			610,800			610,800			
Jianguo Ma									
							120,000		120,000
	--	--	153,207,795			153,207,795	120,000		120,000

2

			2016 03 22	
			2016 03 22	2015 6 30

Edward Ming Guo			2016 03 22	
			2016 03 22	
Johnson YN Lau			2016 03 22	
			2016 03 22	
			2016 03 22	
			2016 03 22	
			2016 03 28	

1

2016 06 30

	251,148,671.96	109,254,392.97
	3,987,100.00	2,320,000.00
	306,977,965.48	262,940,407.98
	47,876,540.45	59,539,766.04
	8,805,282.43	8,030,351.67
	325,856,510.50	281,372,005.98
		22,634,028.41

	43,147,438.70	26,117,850.31
	987,799,509.52	772,208,803.36
	459,094.54	606,133.86
	36,991,254.14	
	896,494,039.00	930,597,342.22
	472,568,618.02	403,417,275.45
	104,482,936.84	113,012,125.47
	150,782,897.85	150,782,897.85
		12,396.87
	11,142,819.51	8,764,279.32
	1,672,921,659.90	1,607,192,451.04
	2,660,721,169.42	2,379,401,254.40
	528,708,664.00	343,335,176.42
	99,148,323.13	93,541,184.93
	218,212,350.19	221,336,618.62

	2,089,363.84	2,879,325.05
	22,610,767.63	19,940,354.20
	44,684,657.79	18,840,040.69
	445,467.36	502,275.42
	113,441,099.58	63,403,120.93
	135,574,412.28	126,239,515.13
	1,164,915,105.80	890,017,611.39
	240,974,664.04	309,837,558.96
	240,974,664.04	309,837,558.96
	1,405,889,769.84	1,199,855,170.35
	425,102,163.00	421,662,163.00

	254,122,325.48	225,432,725.48
	32,129,600.00	
	-9,216,065.95	-11,050,752.32
	48,126,426.32	48,126,426.32
	511,333,955.46	435,299,856.59
	1,197,339,204.31	1,119,470,419.07
	57,492,195.27	60,075,664.98
	1,254,831,399.58	1,179,546,084.05
	2,660,721,169.42	2,379,401,254.40

2

	180,491,592.41	

	474,325,966.72	474,466,536.04
	637,922,531.99	556,126,895.96
	311,751,987.57	160,574,252.28
	54,234,102.04	55,204,892.35
	4,543,051.35	4,213,308.35
	1,482,777,639.67	1,250,585,884.98
	2,349,903,338.64	2,052,917,435.95
	435,721,104.00	253,299,176.42
	103,348,323.13	93,541,184.93
	150,123,237.42	119,299,552.98
	270,361.22	55,900,880.92
	9,895,195.08	11,918,701.69
	11,585,563.35	8,580,286.55
	424,414.56	435,434.20
	140,824,006.49	56,198,696.55
	103,379,524.85	102,122,904.40


	955,571,730.10	701,296,818.64
	158,905,658.20	207,826,495.27
	158,905,658.20	207,826,495.27
	1,114,477,388.30	909,123,313.91
	425,102,163.00	421,662,163.00
	292,338,295.82	263,648,695.82
	32,129,600.00	
	48,126,426.32	48,126,426.32
	501,988,665.20	410,356,836.90
	1,235,425,950.34	1,143,794,122.04
	2,349,903,338.64	2,052,917,435.95

3

--	--	--

	612,829,674.92	536,805,953.41
	612,829,674.92	536,805,953.41

--	--



	-2,585,532.65	-2,362,034.29
	1,836,749.31	-5,045,342.74
	1,834,686.37	-5,041,572.51
1.		
2.		
	1,834,686.37	-5,041,572.51
1.		
2.		
3.		
4.		
5.	1,834,686.37	-5,041,572.51
6.		
	2,062.94	-3,770.23
	92,151,802.05	48,039,386.35
	94,735,271.76	50,405,190.87
	-2,583,469.71	-2,365,804.52
	0.22	0.20
	0.22	0.20

	518,052,206.33	401,418,244.56
	301,691,751.92	283,247,623.49
	3,923,488.26	2,249,018.84
	3,962,507.76	3,464,472.44
	60,326,623.35	57,988,550.28
	11,875,408.03	6,319,785.14
	3,949,031.31	975,797.42
	-147,039.32	
	-147,039.32	
	132,176,356.38	47,172,996.95
	722,983.93	1,684,043.77
	50,604.43	
	4,280,743.77	111,500.00
	4,198,439.11	
	128,618,596.54	48,745,540.72
	20,120,281.72	6,190,420.15
	108,498,314.82	42,555,120.57
1.		
2.		
1.		
2.		

3.		
4.		
5.		
6.		
	108,498,314.82	42,555,120.57

5

	567,265,260.91	594,053,541.41
	22,836,638.20	23,259,862.93
	5,640,008.69	2,248,746.80
	595,741,907.80	619,562,151.14
	308,165,429.50	320,281,497.63

	114,449,715.49	93,174,003.43
	35,082,466.50	31,707,361.73
	34,599,345.87	32,302,026.61
	492,296,957.36	477,464,889.40
	103,444,950.44	142,097,261.74
	20,000,000.00	
	2,215,864.17	
	1,050,000.00	726,425.00
	23,265,864.17	726,425.00
	105,283,615.07	243,793,968.35
	499,992.60	23,102,100.00
	2,147,947.00	
	107,931,554.67	266,896,068.35
	-84,665,690.50	-266,169,643.35
	32,129,685.00	
	687,927,818.00	575,473,377.72

	6,629,492.88	9,705,026.57
	726,686,995.88	585,178,404.29
	563,182,687.46	458,794,194.60
	35,406,810.57	30,121,972.09
	21,746.57	59,197,039.07
	598,611,244.60	548,113,205.76
	128,075,751.28	37,065,198.53
	1,668,760.65	136,540.74
	148,523,771.87	-86,870,642.34
	93,879,349.89	274,846,798.45
	242,403,121.76	187,976,156.11

6

	411,069,802.60	459,639,554.17
	21,915,502.24	22,599,827.59
	1,155,069.82	6,942,176.49
	434,140,374.66	489,181,558.25
	213,942,733.70	246,076,753.58
	66,511,187.19	64,001,229.98
	20,363,466.87	22,985,205.01
	83,624,780.57	136,154,514.63
	384,442,168.33	469,217,703.20
	49,698,206.33	19,963,855.05
	20,000,000.00	

	2,215,414.17	
	550,000.00	
	22,765,414.17	
	76,306,577.91	121,197,893.09
	506,470.00	63,102,100.00
	750,000.00	
	77,563,047.91	184,299,993.09
	-54,797,633.74	-184,299,993.09
	32,129,600.00	
	580,287,698.00	440,959,916.78

	3,440,000.00				28,689,600.00	32,129,600.00						
1												
2												
3	3,440,000.00				28,689,600.00	32,129,600.00						
4												

4													
1													
2													
	425,102,163.00				254,122,325.48	32,129,600.00	-9,216,065.95		48,126,426.32		511,333,955.46	57,492,195.27	1,254,831,399.58

	109,000,000.00				325,184,189.41		-9,048,838.95		37,327,743.11		348,347,702.20	63,612,486.45	874,423,282.22
	109,000,000.00				325,184,189.41		-9,048,838.95		37,327,743.11		348,347,702.20	63,612,486.45	874,423,282.22

	312,662,163.00				-99,751,463.93		-2,001,913.37		10,798,683.21		86,952,154.39	-3,536,821.47	305,122,801.83
							-2,001,913.37				110,394,837.60	-4,762,691.06	103,630,233.17
	9,505,242.00				203,405,457.07							1,225,869.59	214,136,568.66
1	9,505,242.00				207,828,911.55								217,334,153.55
2													
3													
4					-4,423,454.48							1,225,869.59	-3,197,584.89
									10,798,683.21		-23,442,683.21		-12,644,000.00
1									10,798,683.21		-10,798,683.21		
2													
3											-12,644,000.00		-12,644,000.00
4													
	303,156,921.00				-303,156,921.00								
1	303,156,921.00				-303,156,921.00								
2													

3												
4												
1												
2												
	421,662,163.00				225,432,725.48	-11,050,752.32	48,126,426.32	435,299,856.59	60,075,664.98	1,179,546,084.05		

8

	421,662,163.00				263,648,695.82				48,126,426.32	410,356,836.90	1,143,794,122.04	

	421,662,163.00				263,648,695.82				48,126,426.32	410,356,836.90	1,143,794,122.04
	3,440,000.00				28,689,600.00	32,129,600.00				91,631,828.30	91,631,828.30
										108,498,314.82	108,498,314.82
	3,440,000.00				28,689,600.00	32,129,600.00					
1											
2											
3	3,440,000.00				28,689,600.00	32,129,600.00					
4											
										-16,866,486.52	-16,866,486.52
1											
2										-16,866,486.52	-16,866,486.52
3											
1											
2											
3											

4											
1											
2											
	425,102,163.00				292,338,295.82	32,129,600.00			48,126,426.32	501,988,665.20	1,235,425,950.34

4

5

1

2

2

13

14

3

4

1	1	5.00%
1	2	10.00%
2	3	30.00%
3	4	50.00%
4	5	80.00%
5		100.00%

3

12

1

2

3

4

5

13

14

1

2

1

2

12

7

3

4

1

22

2

15

(1)

(2)

16

1

2

		30	5%	3.17%
		12	5%	7.92%
		10-12	5%	7.92-9.50%
		5-10	5%	9.50-19.00%

3

17

1

2

18

1

2

1)

2)

3

3)

3

19

20

21

1

1

2

	()
	42.50 45.58 46.67 48.08 50.00 66.83
	17.00
	2.75-8.00

2

- 1)
- 2)
- 3)
- 4)
- 5)

22

,

23

1 1

24

1

2

1)

2)

3

1)

2)

4

25

1

2

26

27

28

1

1)

2)

3)

2

1)

/

/

/

/

/

2)

29

1

2

30

/

1

2

3

4

2)

1)

31

1

2

32

1

33

1

2

34

1

		5% 6% 8% 17% 21%
		5%
		7% 5%
		15% 25% 33.99% 16.50%
		3%
		2%

	15%

	25%
	25%
	25%
	25%
	25%
	25%
	15%
	16.50%
	33.99%
	8.5% 3% 2.25%
	15% 25% 34% 39% 34% 35% 38% 35% 9% 10 7.5% 5 6.5%
	15% 25% 34% 39% 34% 35% 38% 35% 9% 10 7.5% 5 6.5%

2

(2011 58)

2011 1 1 2020 12 31 15% 2015

15% 2016 15%

2015

GR201436000296

15%

3

1

	403,348.36	512,586.89
	241,999,773.40	93,366,763.00
	8,745,550.20	15,375,043.08
	251,148,671.96	109,254,392.97
	47,547,202.58	50,485,630.10

8,745,550.20

2

3

4

1

	3,987,100.00	2,320,000.00
	3,987,100.00	2,320,000.00

2

3

	54,673,891.69	
	54,673,891.69	

4

5

1

	323,321,072.33	100.00%	16,343,106.85	5.05%	306,977,965.48	277,008,571.18	100.00%			

2

2,274,943.65

0.00

3

4

		(%)	
ZCL Chemicals Limited	56,110,183.87	17.35	2,805,509.20
Gilead Sciences, Inc.[]	46,952,927.03	14.52	2,347,646.35
Johnson & Johnson[]	36,648,596.10	11.34	1,861,569.94
	29,515,000.00	9.13	1,475,750.00
	27,773,769.81	8.59	1,388,688.49
	197,000,476.81	60.93	9,879,163.98

[]

Gilead Sciences, Inc. Johnson & Johnson

5

6

1

1	40,461,656.69	84.51%	49,578,779.13	83.27%
1 2	2,763,772.02	5.77%	3,888,803.25	6.53%
2 3	2,066,023.59	4.32%	3,457,695.51	5.81%
3	2,585,088.15	5.40%	2,614,488.15	4.39%
	47,876,540.45	--	59,539,766.04	--

1

2

		(%)
	5,670,000.00	11.84
	3,472,000.00	7.25
	1,367,891.28	2.86
Dor Chemicals LTD.	1,056,222.72	2.21
	1,046,547.32	2.19
	12,612,661.32	26.35

7

8

9

1



1			
1	7,822,710.84	391,135.60	5.00%
1 2	640,890.41	64,089.04	10.00%
2 3	381,959.19	114,587.76	30.00%
3 4	150,639.87	75,319.94	50.00%
4 5	647,930.50	518,344.40	80.00%
5	626,375.84	626,375.84	100.00%
	10,270,506.65	1,789,852.58	17.43%

			(%)
	324,628.35		
	324,628.35		

2

22,593.14

0.00

3

4

	5,912,825.46	1,397,682.19
	833,102.19	477,342.65
	324,628.35	210,020.22
	60,230.00	3,340,609.78
	3,464,349.00	4,371,956.26
	10,595,135.00	9,797,611.10

5

		1,569,212.12	1		14.81%	78,460.61
		588,263.64	1		5.55%	29,413.18
		586,600.00	1-2 2-3 5		5.53%	141,320.00
		470,763.64	1		4.44%	23,538.18
		468,925.00	4-5 5		4.43%	459,709.80
	--	3,683,764.40	--		34.77%	732,441.77

6

7

8

10

1

	54,007,674.24	719,985.28	53,287,688.96	70,429,062.57	679,433.49	69,749,629.08
	72,557,474.41	10,615,112.33	61,942,362.08	64,615,884.54	9,390,270.61	55,225,613.93
	210,087,392.97	7,465,356.46	202,622,036.51	161,349,774.25	7,390,949.82	153,958,824.43
	699,233.51		699,233.51	598,330.21		598,330.21
	2,072,220.04		2,072,220.04	1,839,608.33		1,839,608.33
	5,232,969.40		5,232,969.40			

344,656,964.57	18,800,454.07	325,856,510.50	298,832,659.90	17,460,653.92	281,372,005.98
----------------	---------------	----------------	----------------	---------------	----------------

--	--	--	--	--	--

13

	42,949,192.94	24,930,247.67
	26,524.80	1,143,712.51
	171,720.96	43,890.13
	43,147,438.70	26,117,850.31

14

15

16

17

606,133.86											

606,133.86

1.				
2.	32,436,666.44	7,606,945.34		40,043,611.78
1				
2 \	32,436,666.44	7,606,945.34		40,043,611.78
3				
3.				
1				
2				
4.	32,436,666.44	7,606,945.34		40,043,611.78
1.				
2.	2,225,515.72	826,841.92		3,052,357.64
1	2,225,515.72	826,841.92		3,052,357.64
3.				
1				
2				
4.	2,225,515.72	826,841.92		3,052,357.64
1.				
2.				
1				
3				
1				
2				
4.				
1.	30,211,150.72	6,780,103.42		36,991,254.14
2.				

3

19

1



1					
4.					
1.	362,553,567.12	518,834,041.49	3,647,665.25	11,458,765.14	896,494,039.00
2.	382,509,758.52	532,712,008.66	3,875,420.68	11,500,154.36	930,597,342.22

2

3

4

5

--	--	--

107

10,400,410.22



NOED

	1,000.00	8,978,59 9.41		8,978,59 9.41				89.79%	89.79%			
105	7,523.04	7,050,72 7.09	2,663,98 3.06			9,714,71 0.15		12.91%	12.91%			
ERP	2,010.00	1,804,47 5.94	199,697. 77			2,004,17 3.71		74.88%	74.88%			

25

1

1.	98,176,791.66	8,031,000.00		13,126,908.78	119,334,700.44
2.	219,870.53			113,786.40	333,656.93
1				113,786.40	113,786.40
2					
3					
4	219,870.53				219,870.53
3.	7,606,945.34				7,606,945.34
1					
2	7,606,945.34				7,606,945.34
4.	90,789,716.85	8,031,000.00		13,240,695.18	112,061,412.03
1.	5,842,732.47	195,910.70		283,931.80	6,322,574.97
2.	1,015,301.51	234,714.04		832,726.59	2,082,742.14
1	1,015,301.51	234,714.04		832,726.59	2,082,742.14
3.	826,841.92				826,841.92
1	826,841.92				826,841.92
4.	6,031,192.06	430,624.74		1,116,658.39	7,578,475.19
1.					
2.					
1					
3.					

1					
4.					
1.	84,758,524.79	7,600,375.26		12,124,036.79	104,482,936.84
2.	92,334,059.19	7,835,089.30		12,842,976.98	113,012,125.47

2

26

27

1

	3,077,097.86				3,077,097.86
	999.29				

28

29 /

1

	40,627,400.89	5,901,313.60	32,739,640.44	5,343,835.22
	34,933,992.98	5,241,505.91	22,802,960.78	3,420,444.10
	75,561,393.87	11,142,819.51	55,542,601.22	8,764,279.32

2

3

4

	541,979.41	556,436.11
	541,979.41	556,436.11

5

30

31

1

	89,351,104.00	55,703,910.00
	366,500,000.00	122,761,045.00
	33,487,560.00	5,000,000.00
	39,370,000.00	159,870,221.42
	528,708,664.00	343,335,176.42

2

32

33

34

	99,148,323.13	93,541,184.93
	99,148,323.13	93,541,184.93

35

1

	172,704,722.66	158,738,115.34
	45,507,627.53	62,598,503.28
	218,212,350.19	221,336,618.62

2

1

36

1



	382,432.98	3,354,849.62	3,589,443.15	147,839.45
	5,729.64	779,019.40	778,729.34	6,019.70
	8,286.87	210,393.15	204,487.47	14,192.55
4	73,163.10	2,676,133.40	2,610,255.30	139,041.20
5	1,498,893.27	1,887,023.67	1,959,201.11	1,426,715.83
	17,177,701.17	102,687,987.88	98,971,518.23	20,894,170.82

3

1	2,748,704.30	7,062,945.82	8,112,847.80	1,698,802.32
2	13,948.73	337,862.46	334,016.70	17,794.49
	2,762,653.03	7,400,808.28	8,446,864.50	1,716,596.81

38

	19,804,332.21	4,372,284.09
	21,278,466.12	10,921,404.49
	564,767.36	575,140.79
	1,679,991.55	295,507.00
	721,095.84	162,404.64
	59,538.69	107,269.78
	429,834.22	173,313.95
	1,282.71	1,718.59
	41,323.01	1,305,086.56
	104,026.08	925,910.80
	44,684,657.79	18,840,040.69

39

	445,467.36	502,275.42

	445,467.36	502,275.42
--	------------	------------

40

41

1

	35,000,087.69	35,000,087.69
	32,129,600.00	
	14,950,000.00	9,950,000.00
	6,375,610.57	691,015.51
	4,737,659.91	4,391,445.19
	4,414,216.27	4,345,667.72
	15,833,925.14	9,024,904.82
	113,441,099.58	63,403,120.93

2

1

42

43

	135,574,412.28	126,239,515.13
	135,574,412.28	126,239,515.13

44

45

1



	421,662,163.00	3,440,000.00				3,440,000.00	425,102,163.00

3,440,000.00

9.34 / 123 344 1 2016 4 26
 2016 5 25 3,440,000.00
 28,689,600.00

54

1

2

55

	224,662,725.48	28,689,600.00		253,352,325.48
	770,000.00			770,000.00
	225,432,725.48	28,689,600.00		254,122,325.48

28,689,600.00

56

		32,129,600.00		32,129,600.00
		32,129,600.00		32,129,600.00

57

	-11,050,752.32	1,836,749.31			1,834,686.37	2,062.94	-9,216,065.95
	-11,050,752.32	1,836,749.31			1,834,686.37	2,062.94	-9,216,065.95
	-11,050,752.32	1,836,749.31			1,834,686.37	2,062.94	-9,216,065.95

58

59

	48,126,426.32			48,126,426.32
	48,126,426.32			48,126,426.32


60

	435,299,856.59	348,347,702.20
	435,299,856.59	348,347,702.20
	92,900,585.39	110,394,837.60
		10,798,683.21
	16,866,486.52	12,644,000.00
	511,333,955.46	435,299,856.59

61

	608,757,942.62	356,821,880.25	535,367,191.97	378,684,904.80
	4,071,732.30	3,324,487.83	1,438,761.44	1,409,665.68
	612,829,674.92	360,146,368.08	536,805,953.41	380,094,570.48

62



	44,998.10	86,631.09
	4,451,195.38	1,571,762.29
	2,032,593.59	679,681.56
	6,528,787.07	2,338,074.94



	289,718.46	331,835.56
	218,255.81	519,136.06
	43,290.37	44,891.88
	428,474.04	470,601.10
	7,801,256.99	6,675,178.97

64

	60,653,286.09	39,571,215.69
	6,492,566.33	8,258,950.65
	4,936,839.20	3,568,785.67
	4,934,839.94	5,107,449.01
	2,958,350.65	2,225,980.54
	2,509,818.24	2,252,879.87
	2,223,865.00	2,282,719.61
	2,064,786.05	795,367.29

66

	2,297,536.83	-4,620,875.16
	3,090,544.81	1,052,084.60
	5,388,081.64	-3,568,790.56

67

68

	-147,039.32	
	-147,039.32	

69

	53,788.06		53,788.06
	53,788.06		53,788.06
	784,451.00	1,661,000.00	784,451.00
	21,448.50	73,103.77	21,448.50
	859,687.56	1,734,103.77	859,687.56

								/
						319,931.00		

						250,000.00	200,000.00	
						60,000.00		
						50,000.00		

						5,000.00		
						3,720.00		
						2,000.00	25,000.00	

•

CUJ

CUJ

CUJ

71

1

	27,297,869.53	10,019,573.30
	-2,339,176.45	4,548,083.16
	24,958,693.08	14,567,656.46

	745,728.81	
	1,879,350.36	587,746.80
	5,640,008.69	2,248,746.80

2

	8,721,253.57	8,258,950.65
	3,829,978.77	2,895,696.82
	3,635,196.24	2,383,779.00
	3,372,165.08	2,225,980.54
	1,737,336.69	
	1,264,437.05	

	6,629,492.88	9,705,026.57
	6,629,492.88	9,705,026.57

6

		56,988,226.07
		2,208,813.00
	21,746.57	
	21,746.57	59,197,039.07

74

1

1	--	--
	90,315,052.74	53,084,729.09
	5,388,081.64	-3,568,790.56
	33,076,072.20	23,061,012.29
	2,082,742.14	795,367.29
	12,396.87	
	4,164,227.34	
	14,431,437.92	12,460,485.53
	147,039.32	
	-3,015,590.47	4,548,083.16
	-43,971,583.21	-17,355,556.67
	124,055,962.91	89,863,950.44
	-123,240,888.96	-20,792,018.83

	103,444,950.44	
2	--	
3	--	
	242,403,121.76	187,976,156.11

	922,979,385.67	--

77

1

	--	--	50,960,911.56
	5,651,283.10	6.6312	37,474,788.49
	1,791,513.79	7.3750	13,212,414.20
	1,146.39	0.8547	979.82
	37,898.13	6.7730	256,684.03
	1,705.00	8.9212	15,210.65
	12,936.00	0.0645	834.37
	--	--	217,806,022.04
	32,685,324.89	6.6312	216,742,926.41
	144,148.56	7.3750	1,063,095.63
			110,939,976.00
	16,730,000.00	6.6312	110,939,976.00
			4,691,868.32
	703,693.25	6.6312	4,666,330.69
	3,462.73	7.3750	25,537.63

2

78

79

1

1

2

3

4

5

6

2

1

2

3

3

4

5

--	--	--	--	--

				100.00%		
				65.00%		
				100.00%		
				100.00%		
				100.00%		
				99.92%		
				100.00%		
				100.00%		
				100.00%		

2

	0.08%	1,745.40		53,653.47
	35.00%	-2,587,278.05		57,438,541.80

3

	155,688, 665.53	736,219, 19	156,424, 884.72	89,358,0 48.28		89,358,0 48.28	148,258, 752.81	754,625, 67	149,013, 378.48	86,706,9 70.22		86,706,9 70.22
	50,225,2 66.72	395,392, 932.23	445,618, 198.95	199,439, 073.67	82,069,0 05.84	281,508, 079.51	29,424,1 83.37	376,905, 363.39	406,329, 546.76	132,816, 140.64	102,011, 063.69	234,827, 204.33

--	--	--	--	--	--	--	--	--	--	--	--	--

	256,801,692.54	2,181,744.82		4,555,214.77	329,502,899.33	11,455,813.62		13,153,220.11
	1,130,543.38	-7,392,222.99		25,598,392.68	1,143,316.23	-6,061,783.60		62,815,083.99

4

5

2

1

2

3

1

2

3

4

5

6

7

8

4

5

6

()

1

2

2016

6 30

60.93%(2015 12 31 73.47%)

()

			1	1-3	3
	905,257,740.32	944,548,574.02	681,633,828.89	262,914,745.13	
	99,148,323.13	99,148,323.13	99,148,323.13		
	218,212,350.19	218,212,350.19	213,792,226.66	1,494,139.26	2,925,984.27
	113,441,099.58	113,441,099.58	111,589,336.87	1,004,541.97	847,220.74
	445,467.36	445,467.36	445,467.36		
	1,336,504,980.58	1,375,795,814.28	1,106,609,182.91	265,413,426.36	3,773,205.01

()

			1	1-3	3
	779,412,250.51	834,956,385.26	499,745,983.81	326,004,667.07	9,205,734.38

1

1

1	4,504,553.66
1-2	107,439.00
2-3	107,439.00
3	295,457.25
	5,014,888.91

2

2015 7 6

600

120

20%

2016 6 30

60

,

60

2

1

2

1

1

2

2

3

1

2

4

5

6

1

2)

3)

2

	106,040,577.06	926,323,768.03	-423,606,402.47	608,757,942.62
	77,569,654.96	686,271,758.71	-407,019,533.42	356,821,880.25
	3,165,095,114.93	233,072,435.48	-737,446,380.99	2,660,721,169.42
	1,607,627,134.61	182,792,142.43	-384,529,507.20	1,405,889,769.84

3

4

7

2015 10 22

4.5

3-5 2015 11 9

2015

2016 MTN247

4

2

8

1

1

--	--	--

	256,155,943.80	100.00%	10,554,666.91	4.12%	245,601,276.89	241,691,619.33	100.00%	9,732,175.67	4.03%	231,959,443.66
	256,155,943.80	100.00%	10,554,666.91	4.12%	245,601,276.89	241,691,619.33	100.00%	9,732,175.67	4.03%	231,959,443.66

1			
1	209,168,729.95	10,458,436.51	5.00%
1 2	962,304.00	96,230.40	10.00%
	210,131,033.95	10,554,666.91	5.02%

			(%)
	46,024,909.85		
	46,024,909.85		

2

822,491.24

0.00

3

4

		(%)	
ZCL Chemicals Limited	63,300,374.21	24.71	3,165,018.71
Gilead Sciences, Inc.[]	46,952,927.03	18.33	2,347,646.35
AMPAC FINE CHEMICALS LLC	25,172,035.20	9.83	1,258,601.76
[]	16,894,215.41	6.60	844,710.77
Mylan Laboratories Limited	13,978,569.60	5.46	698,928.48
	166,298,121.45	64.93	8,314,906.07

[]

Gilead Sciences, Inc.

5

6

2

1

	176,216,578.73	100.00%	931,887.97	0.53%	175,284,690.76	278,430,387.68	100.00%	895,892.71	0.32%	277,534,494.97
	176,216,578.73	100.00%	931,887.97	0.53%	175,284,690.76					

1	2,805,354.95	140,267.77	5.00%
1 2	619,719.98	61,972.00	10.00%
2 3	373,459.19	112,037.76	30.00%
4 5	528,854.50	423,083.60	80.00%



	3,440,000.00			3,440,000.00		
	4,339,028.20			4,339,028.20		
	20,000,000.00			20,000,000.00		
	2,000,000.00			2,000,000.00		
	130,000,000.00			130,000,000.00		
	663,930.00			663,930.00		
	46,814,855.98			46,814,855.98		
	129,708.00			129,708.00		
	4,472,880.00			4,472,880.00		
	260,000,000.00			260,000,000.00		
	2,000,000.00			2,000,000.00		
		6,470.00		6,470.00		
	473,860,402.18	6,470.00		473,866,872.18		

2

	606,133.86			-147,039.32						459,094.54	
	606,133.86			-147,039.32						459,094.54	

3

4

	509,961,707.49	295,537,674.79	393,263,396.90	276,155,356.33
	8,090,498.84	6,154,077.13	8,154,847.66	7,092,267.16

	-63,258.21	
	-519,135.42	
	3,459.43	
	-2,924,174.93	--

1

1

2

		/	/
	8.02%	0.22	0.22
	8.27%	0.23	0.23

3

1

2

3

